

# Ground water Quality Report at M.V.J.Medical College, Dandupalya, Hoskote Taluk

Dr. Maruthesha Reddy M.T.<sup>1</sup>, Akshatha M.R.<sup>2</sup>, Prof.B.C.Prabhanar<sup>3</sup>

<sup>1</sup>Professor, Department of Civil, Engineering, Acharya Institute of Technology, Dr. S. Radhakrishnan Road, Bangalore-560107

<sup>2</sup>Assistant Professor, Rajiv Gandhi Institute of Technology, Bangalore

<sup>3</sup>Professor of Geology, Department of Geology, Bangalore University, Bangalore

**Abstract-** Water and health are inter-twined in many ways and it is important to address the increasing need for adequate and safe water to protect both the people and the planet. Water is one of the earth's most precious and threatened resources and health is each one of our most precious resource. Hence we need to protect and enhance them both. In the recent years, groundwater in the study area forms the mainstay of drinking water supply for meeting the community needs. But the threat of groundwater contamination is looming large over the study area. Contamination of groundwater source could occur due to pollution from industrial, agricultural and community living. Also, geology of the region has an important bearing on certain dissolved constituents in the groundwater supply, in particular like fluorides. In view of this, it is of paramount importance to look for and to evaluate the physico-chemical and bacteriological parameters in the drinking water of the area and assess their status of potability in the light of the criteria laid by Bureau of Indian Standards (B.I.S).

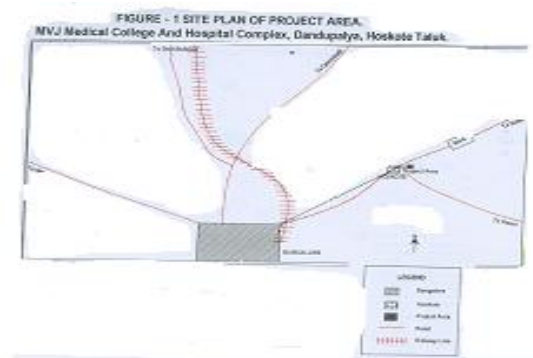
**Index Terms-** Physicochemical, biological, Parameters, BIS, Groundwater

## I. INTRODUCTION

The quality of groundwater in nature is determined by quantum and nature of recharge, chemical composition of the soil cover and its thickness, mineralogical make up of the aquifer, residence time of the water which is governed by the transmissivity of the formation. The two important characteristics of the crystalline terrain, which covers practically the entire Taluk, are the heterogeneity and preferred flow paths. They have a dominant role to play in determining the quality of the ground water with the result; large variations are noticed in short distances. Thus it is not uncommon to get varied quality of water even in a small village. This fact is to be borne in mind while locating sources of water supply for various uses.

## II. LOCATION

The Hospital complex and the Medical college are located in an area of about 12 hectares (30 acres) belonging to the Venkatesha Education Society and is situated about 3km from the Hoskote Town (  $13^{\circ} 4' 30''$  and  $77^{\circ} 2' 30''$  57 G/16) on the National Highway No.4 (NH<sub>4</sub>) and is about 200m South of the km stone 303 on the NH (Fig 1 ) Hoskote town is about 27km from Bangalore city the state capital. Hoskote town has a population of 34,400 (2001) and is also the Taluk headquarters falling in the toposheet No. 57G/16. The Hospital complex is located adjacent to the village Dandupalya (  $13^{\circ} 4' 25''$  and  $77^{\circ} 4' 30''$ ).



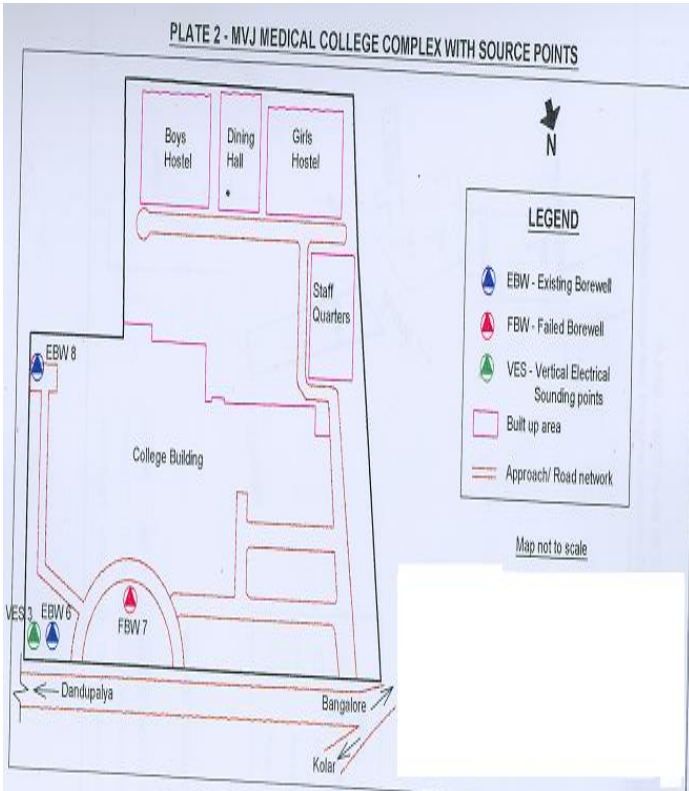
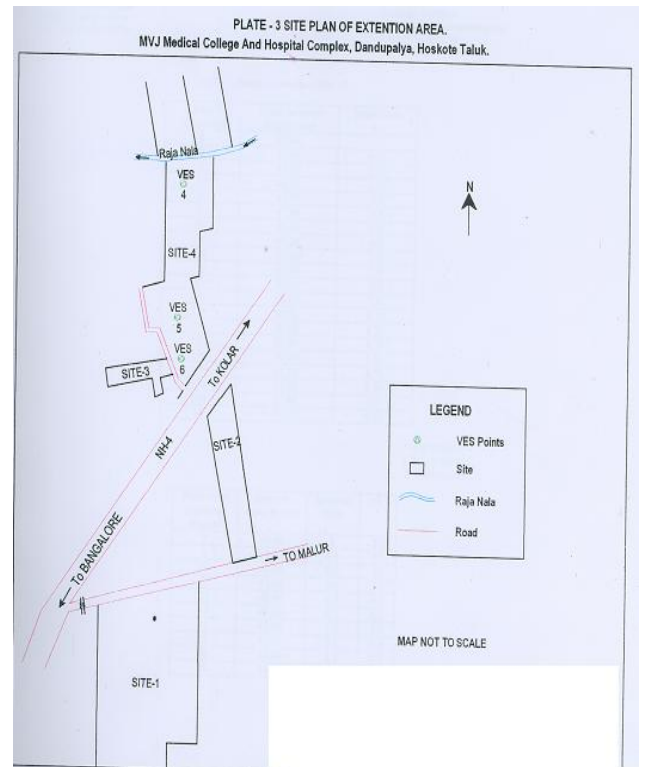
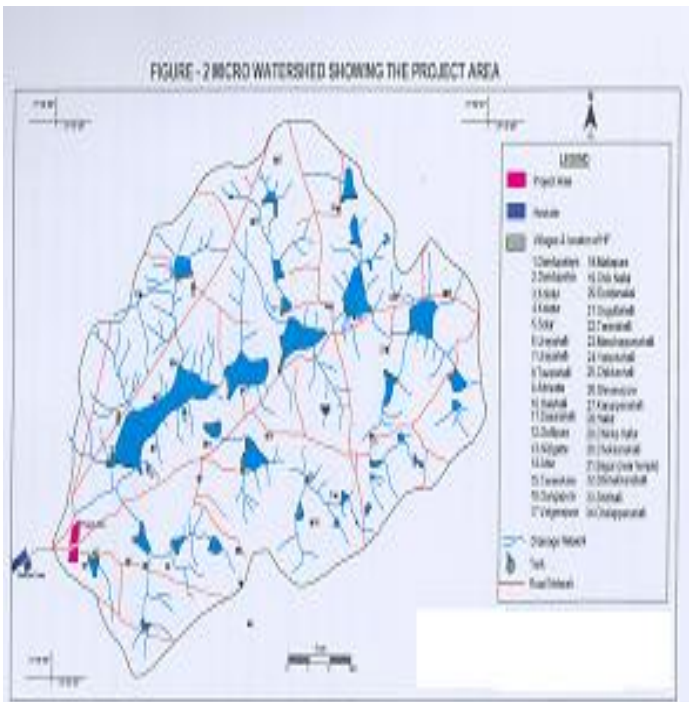


Table 1.1 Physico-chemical characteristics of Groundwater of Hoskote Taluk

CO L.1	COL.2	COL.3	COL.4
SL. NO	Characteristics	Desirable limits mg/l	Permissible limits mg/l
1	Colour (Hazen unit)	5	25
2	Turbidity (NTU)	5	10
3	P <sup>H</sup> value	6.5 to 8.5	No relaxation
4	Total Hardness(mg/l.)	300	600
5	Iron (mg/l.)	0.3	1
6	Chlorides (mg/l.)	250	1000
7	Calcium( mg/l.)	75	200
8	Nitrates (mg/l.)	45	100
9	Sulphates ( mg/l.)	200	400
10	Fluorides (mg/l.),	1	1.5
11	Alkalinity (mg/l.)	200	600
12	Total dissolved solids (mg/l)	500	2000
13	Bacteriological test for E - coli (MPN)	0/10ml	<10/100 ml
14	Conductivity(Us/cm )		
15	Temperature		

COL.1	COL.5	COL.6	
SL.NO	Characteristics	Hoskote Taluk	
		Minimum	Maximum
1	Colour (Hazen unit)	1	1
2	Turbidity (NTU)	0.05 NTU	50 NTU
3	P <sup>H</sup> value	6.3	7.8
4	Total Hardness (mg/l.)	40	2550
5	Iron (mg/l.)	0	32
6	Chlorides (mg/l.)	12	1635
7	Calcium( mg/l.)	16	1308
8	Nitrates( mg/l.)	0	25
9	Sulphates ( mg/l.)	1.6	232
10	Fluorides (mg/l.),	0	3.6
11	Alkalinity (mg/l.)	32	770
12	Total dissolved solids (mg/l)	70	4130
13	Bacteriological test for E - coli (MPN)	0	1333
14	Conductivity (Us/cm)	87	5670
15	Temperature	20 <sup>0</sup> C in the month of November	31 <sup>0</sup> C in the month of May

10	Fluorides (mg/l.),	1	1.5
11	Alkalinity (mg/l.)	200	600
12	Total dissolved solids (mg/l)	500	2000
13	Bacteriological test for E - coli (MPN)	0/10ml	<10/100 ml
14	Conductivity (Us/cm)		
15	Temperature		

COL.1	COL.5	COL.6	COL.7	COL.8	COL.9
SL.NO	BW-1	BW-2	BW-4	BW-6	BW-7
1	0.00	0.00	0.00	0.00	0.00
2	0.00	0.00	0.00	0.00	0.00
3	7.16	7.35	8.05	7.76	7.90
4	576.0	332.0	320.0	296.0	540.0
5	0.08	0.08	0.08	0.08	0.08
6	283.60	70.90	70.90	55.45	304.87
7	159.51	97.79	81.76	83.32	145.08
8	3.83	84.25	101.04	83.41	46.41
9	52.47	51.50	50.26	39.92	54.03
10	0.50	0.50	0.51	0.48	0.28
11	350.0	260.0	250.0	260.0	230.6
12	1040.0	613.0	580.0	389.0	1014.0
13	-----	-----	-----	-----	-----
14					
15	20 <sup>0</sup> C in the month of November 31 <sup>0</sup> C in the month of May				

**Table 1.2 WATER QUALITY RESULT AT M.V.J.MEDICAL COLLEGE, DANDUPALYA**  
Water quality result at MVJ Medical College

COL.1	COL.2	COL.3	COL.4
SL.NO	Characteristics	Desirable limitsmg/l	Permissible limits mg/l
1	Colour (Hazen unit)	5	25
2	Turbidity (NTU)	5	10
3	P <sup>H</sup> value	6.5 to 8.5	No relaxation
4	Total Hardness (mg/l.)	300	600
5	Iron (mg/l.)	0.3	1
6	Chlorides (mg/l.)	250	1000
7	Calcium( mg/l.)	75	200
8	Nitrates( mg/l.)	45	100
9	Sulphates ( mg/l.)	200	400

### III. DISCUSSION

Since the groundwater going to utilized for drinking, domestic and other purposes needed in the hospital complex, analyzed the water samples collected from the existing bore wells in the hospital and college campus. The results of the chemical analysis are given in the Table 1.2

From the examination of the analysis of the parameters are within the permissible limits except

in case of BW1, Which has the TDS of more than 1000 mg/l and Nitrate more than 100 mg/l in case of BW4. The Fluoride is within 0.50 mg/l in all the cases the total hardness is higher than the permissible limit. The college authorities are installed a water treatment plant they are treated the water they will be supplied after meeting the necessary standards of BIS 1991.

#### ACKNOWLEDGEMENTS

The authors are extremely grateful to the management of M.V.J. College of Engineering for the wholehearted support provided by them during the course of this work.

#### REFERENCES

1. Anil Kumar, D.E., 1996. "Environmental Chemistry", third edition, New age International Private Ltd., New Delhi.
2. APHA, AWWA, 1995. : "Standard methods for the examination of water and wastewater", Sixteenth edition, American Public and Health Association, Washington D.C, USA.
3. BIS, 1991. "Indian Standard Drinking Water specification", Bureau of Indian Standards, New Delhi, IS: 10500.
4. David Keith Todd., 1980. "Groundwater Hydrology", Second Edition, John Wiley and Sons, Singapore, Pg 267-276.
5. Freeze, R.A and Cherry, J.A., 1989. "Groundwater", Prentice Hall Inc, New Jersey, USA.
6. Haniffa, M.A., Plartin, P and Jeevaraj, J., 1994, "Hydrological studies on the channels of River Tamabarperani for the assessment of water quality", Indian Journal of Environmental Protection., 14(11); pp 821-828.
7. Lakshmanan, A.R., Rao, T., Krishna and Vishwanathan, S., 1986, "Nitrate and Fluoride levels in drinking waters in the twin cities of Hyderabad and Secunderabad", Indian Journal of Environmental Health, 28(1); pp. 39-47.
7. Purandara, B.K and Varadarajan N; 2003. "Impacts on Groundwater Quality by Urbanization", Journal of Indian Water Resources Society., 23(4) pp.107-115.

7. Raghunath, H.M., 1985. "Groundwater Engineering", Wiley Eastern Publications.
8. Sawyer C.N and McCarthy, P.L., 1985. "Chemistry for Environmental Engineering", III Edition, McGraw Hill Book Company, Singapore.
9. Shivashankar, T.M., and Vijaya Bhaskar Reddy, R, 1995: "Evaluation of Groundwater Quality in Bangalore Metropolis", Department of Mines and Geology, Bangalore.
- 10.Somashekara Rao, K., and Someshwara Rao, B., 1994: Correlation among water quality parameters of groundwater of Musunur Mandal, Krishna District", Indian Journal of Environmental Protection, 14(7); pp. 528-532.
- 11.Trivedi, R.K., Goel, P.K., 1986. "Chemical and biological methods of pollution", Environmental publication, Karad (India).
12. Varshney, C.K., 1989. "Water pollution and Management", Wiley Eastern Ltd, New Delhi, pp. 57, 90.
- 13Water quality analysis report for Hoskote taluk, 2000.Reference. RDED/TA3/AE1/WQA/2000-2001/340.
- 14.World Health Organization, 1972. "Health hazards of Human Environment", WHO, Geneva.

#### BIOGRAPHIES



Dr.M.T.Maruthesha Reddy obtained M.Sc Geology in 1981, M.Tech (PMDH-Post M.Sc in Hydrogeology) in 1982, DEP (PG Diploma in Environmental Planning) in 1983 from Mysore University, Mysore and PhD from Bangalore University, Bangalore. He has served the Department of Civil Engineering, M.V.J.College of Engineering, Bangalore 1983, and gaining promotion as an Assistant Professor in January 1985. Since then he served there as an Assistant Professor till 15<sup>th</sup> August, 2010, on 16<sup>th</sup> August, 2010 he joined South East Asian College of Engineering and Technology (SEACET) as a Professor and Head of the Department of Civil Engineering till 29<sup>th</sup> of July,2012.

On 30<sup>th</sup> July, 2012 he joined Acharya Institute of Technology, Dr.S.Radhakrishnan Road, Soladevanhalli, Bangalore-560 107 as a professor in the Department of Civil Engineering.

He has authored 25 national and international journal papers and 8 text books. He is the recipient of Dr.MVJ award for his outstanding journal publications

Author's  
Photo

Dr.B.C.Prabhakar, Professor,  
Department of Geology, Bangalore  
University, Janna Bharathi  
Bangalore , Karnataka , India



Akshatha M.R, obtained B.E in Computer Science & Engineering in 2012 from Visvesvaraya Technological University-Belgavi, M.Tech in Computer Science and Engineering in 2014 from Visvesvaraya Technological University-Belgavi. She joined Rajiv Gandhi Institute of Technology, Bangalore-560 032 as a Assistant Professor in the Department of Computer Science & Engineering. She has authored various national and international journal papers.