

# Social Networking Web-Site for College

Swapnil Warke<sup>1</sup>, Divya. Giradkar<sup>2</sup>, Smita. Biranwar<sup>3</sup>, Sunny. Bharsakle<sup>4</sup>, Miss.Tara. Shende<sup>5</sup>, Miss. Sapana. Tembhurde<sup>6</sup>, Ms. Manisha Amnerkar<sup>7</sup>

<sup>1,2,3,4</sup> Student, Wainganga College of Engineering & Management, Nagpur

<sup>5,6,7</sup> Lecturer, Wainganga College of Engineering & Management, Nagpur

**Abstract-** An internet social network service to designed to help student meet new friend and maintain existing relationships. The main goal of the service is to make your friend. This project helps you to connect and share with the student in your college life. The project work is about social networking site like Facebook, twitter. My project name is social networking website for college. The project developed using HTML, JAVASCRIPT, CSS, AJAX, PHP and MYSQL. The project designed same as Facebook design so very easy to understood.in this project include online facility you can view who is online.in this project include search option so you can easily find your friend and show your friend profile.

**Index terms-** upload image, Update status, Like, Comment, Profile, Group chat, online

## I.INTRODUCTION

Social Networking web-site for college design to help users meet new friend and maintain existing relationships. The main goal of service is to make your social life and that of your friend social networking web-sit for college helps you connect and share with the people in your life. This documents a networking system scope, functionalities, requirements and feasibility. This project aims to develop a website which provides a Communication among college student on network, which works quite similar to Social Media Site. Social Networking website for college also provides the features of writing and posting a post or any event all at one place. The main idea behind it is to share the job details posted by other student and Lecturer via adding a post which can be read by all the student as well as faculty using the website. This website can be handled by the admin and manage student as well as faculty.

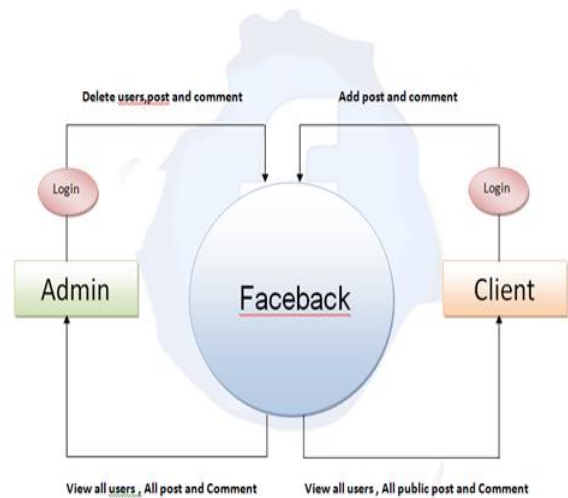


Fig. Flow chart

- Students can register and login into the system once their registration.
- Once the student logged in into the system, he/she can write and post an article of various topic of his/her choice. Also he/she chat with the other students in group.
- Students can also upload images with their post.
- All students can view News Feed posted by individual student.
- The admin can delete each and every post.
- Admin Login has full authority on system, he/she can add/delete User.
- Staff can view student profiles and also can post event who's details will be sent.

A college social networking project where student may create their account and make their profile online. Student may create their online profile with their data as well as upload their profile image. after creating a profile students may login to the system. After that students may chat with each other through social networking web-site.

Students may also post their status online and may check each other's status message. This social networking site will only allow members who are college student.

This social networking for college students can help you maintain existing relationship with student and share picture and messages, also using this site user can share college related post.

## II. LITERATURE SERVEY

This Social Networking Website for college are allow only college students. This social networking for college students can help you maintain existing relationships with student and share picture and messages and establish new ones by researching out to student you've never met before, an also using this site user can share knowledge, education related books, question/answer, and any other information.[1]

A college social networking website where students may create their account and make their profile online. students may create their online profile with their data as well as upload their profile images. After making a profile students may login to the website. after that students may chat with each other through social networking websites. students once logged in appears online else appears offline. students may also post their status online and may check others status message.[2]

This is a social networking site website for college students developed in php. here students have to register on this websites, then they have to login to the site. then students will have to see friends profile, just like Facebook. Then they can chat with each other, they can see each other's profile, almost all of Facebook in these website there are facilities. [3]

College students are education oriented information seeking, multi-tasking experts. In today's college class room, much of the information that is hunted by students is done via social media. social media has increasingly inspired college students everyday lives. students find that begin connected to their classmates and pairs via the internet is mainly helpful. with the busy and scheduled lives of college students, if tends to be simple and more convenient for student to build network with each other all the way through social media [4]

When it comes to social media, each and every user behavior are extremely different. There are trends in social media use hat depend on socio-economic condition of the respondents. College student are frequent users of social networking website (SNW) compared to the general population. This study therefore examines the socio-economic condition of the respondents and their level of satisfaction in using social media [5]

## III. SYSTEM ARCHITECTURE

Social networking site had managed two sides.

1. User Side
2. Admin Side

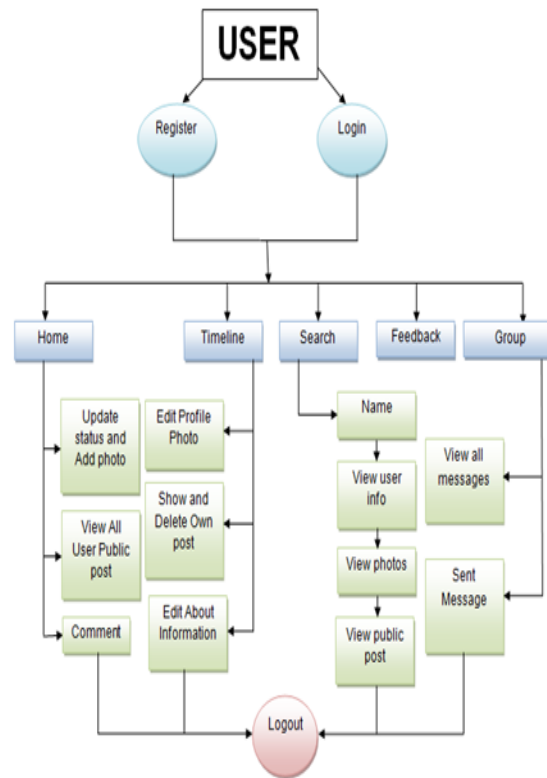


Fig. Flow chart user side

- User Side
- Add and Delete own public and private status and Photos.
- Add and Delete own comment.
- Add and Edit own Information.
- Send Group chat message and Delete own Message.
- Give feedback and Delete own feedback.
- Deactivate own Account.

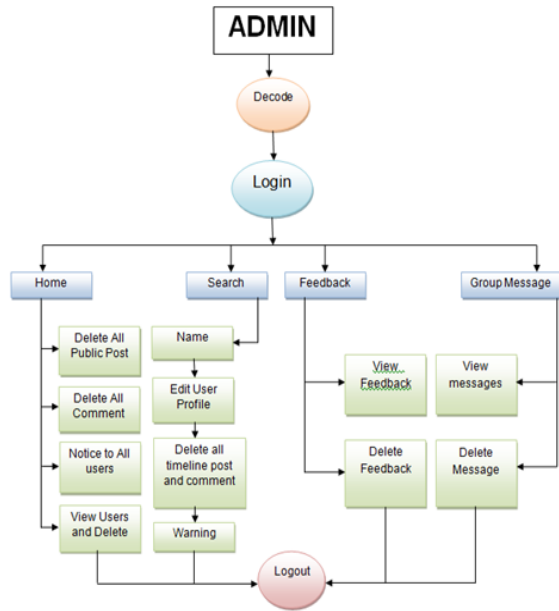


Fig. Flow chart admin side

- Admin Side
- Delete All Public and Private Status and Photos
- Delete All Comment
- Edit all user Information
- Send warning to user
- Send Notice to All users
- Delete user
- Offline user
- Delete All feedback
- Delete All Group chat message

#### IV. PROPOSED SYSTEM

- Our website is like Facebook and Facebook is worldwide. We create a website like Facebook only for college.
- Using bio-matric admin can identify the fake student profile.
- Keep information of article and post shared by student on the website.
- Admin will change, update, and delete the information of student.
- Student will also search for new student information and view post.
- Student will upload photo.
- Student will comment on other student photo uploaded on our web site.

#### V. IMPLEMENTATION

##### A. Website:-

To use this project user first signup or login in this website, After signup user must upload a profile picture, if you forgot your password that time use full this Secret Question to recover your password, if you forgot your password and that time use full this Secret Question to recover your password, public post, you can add your status, photos and you can comment on All public post, view all Edit your Profile picture, Add and Edit your Cover Picture, view and delete your Public and Private post, you can delete your friend comment on your photo, view your basic Information, Edit your Profile picture, Add and Edit your Cover Picture, Add and Edit Your Information. Edit your Profile picture, Add and Edit your Cover Picture, view Your Albums and Your All photos. Search Engine is use to find your friend. Search Engine Use any page. Search more Results when you click. Then go on this page .view your friend information and public post. you can change your name and password and you delete your facebook Account. view all messages in facebook group chat and you can chat in facebook group. you can see who is online. You can view online any page. view all feedback and you can give your feedback. Shortcut is use fast access page. You can access Shortcut any page. Go to logout is close your facebook account.

Note :- facebook is the name of database and website also.



Fig. Registration/ login Page

## VI. CONCLUSION

With this college networking website application you can connect with friends, find friends, share pictures and messages.

New Student of your college that registered into the website you've never met before.

With the help of this website we can start communication with new friend in group chatting feature.

## REFERENCE

- [1] L. Brown, "The Social Networking Handbook - Everything you Need to Know about Social Networking", Emereo Publishing, 2011
- [2] W. Graham, "Reaching Users Through Facebook: A Guide to Implementing Facebook Athenaem", Code4lib Journal, no. 5, 2008.
- [3] J. Lee, B. Ware, "Open Source Web Development with LAMP: Using Linux Apache MySQL Perl and PHP", Addison Wesley, 2002
- [4] Griffith, S., & Liyanage, L. (2008, June). An introduction to the potential of social networking sites in education. In Emerging Technologies Conference 2008 (p. 9). [p2].